



ACAT-1 rabbit pAb

Cat No.:ES1577

For research use only

Overview

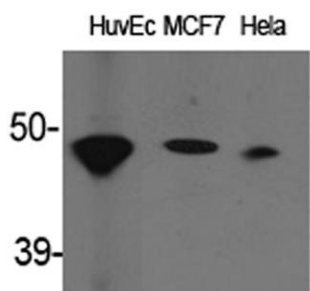
Product Name	ACAT-1 rabbit pAb
Host species	Rabbit
Applications	WB;IHC;IF;ELISA
Species Cross-Reactivity	Human;Mouse;Rat
Recommended dilutions	Western Blot: 1/500 - 1/2000. Immunohistochemistry: 1/100 - 1/300. ELISA: 1/40000. Not yet tested in other applications.
Immunogen	The antiserum was produced against synthesized peptide derived from human ACAT1. AA range:221-270
Specificity	ACAT-1 Polyclonal Antibody detects endogenous levels of ACAT-1 protein.
Formulation	Liquid in PBS containing 50% glycerol, 0.5% BSA and 0.02% sodium azide.
Storage	Store at -20°C. Avoid repeated freeze-thaw cycles.
Protein Name	Acetyl-CoA acetyltransferase mitochondrial
Gene Name	ACAT1
Cellular localization	Mitochondrion .
Purification	The antibody was affinity-purified from rabbit antiserum by affinity-chromatography using epitope-specific immunogen.
Clonality	Polyclonal
Concentration	1 mg/ml
Observed band	45kD
Human Gene ID	38
Human Swiss-Prot Number	P24752
Alternative Names	ACAT1; ACAT; MAT; Acetyl-CoA acetyltransferase; mitochondrial; Acetoacetyl-CoA thiolase; T2
Background	This gene encodes a mitochondrially localized enzyme that catalyzes the reversible formation of acetoacetyl-CoA from two molecules of acetyl-CoA. Defects in this gene are associated with 3-ketothiolase deficiency, an inborn error of



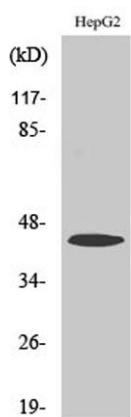


isoleucine catabolism characterized by urinary excretion of 2-methyl-3-hydroxybutyric acid, 2-methylacetoacetic acid, tiglylglycine, and butanone. [provided by RefSeq, Feb 2009],

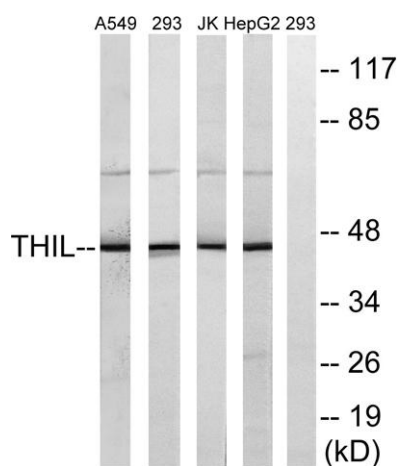
Western Blot analysis of various cells using ACAT-1 Polyclonal Antibody



Western Blot analysis of A549 cells using ACAT-1 Polyclonal Antibody

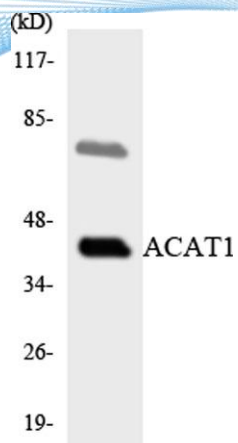


Western blot analysis of lysates from HepG2, Jurkat, 293, and A549 cells, using ACAT1 Antibody. The lane on the right is blocked with the synthesized peptide.





ELK Biotechnology



Western blot analysis of the lysates from HepG2 cells using ACAT1 antibody.



+86-27-59760950

ELKbio@ELKbiotech.com

www.elkbiotech.com

23-2, No.388 Gaoxin 2nd Road, Wuhan East Lake Hi-tech Development Zone, Hubei, P.R.C